

FUEL TANKER



◀ Petroleum Tank with Hose Reel

* Photographs on this catalog may include optional equipment and may differ from the vehicle delivered.

Standard equipment



▲ Tank shelter



▲ Hose box



▲ Suction and delivery hose



▲ Ladder



▲ Stick gauge



▲ 2-way cock



▲ Fire extinguisher

Optional equipment



▲Flow meter

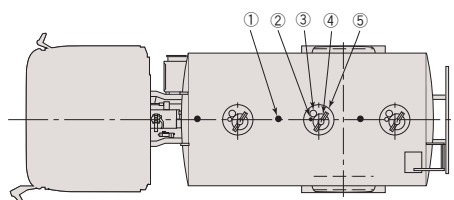


▲Hose reel

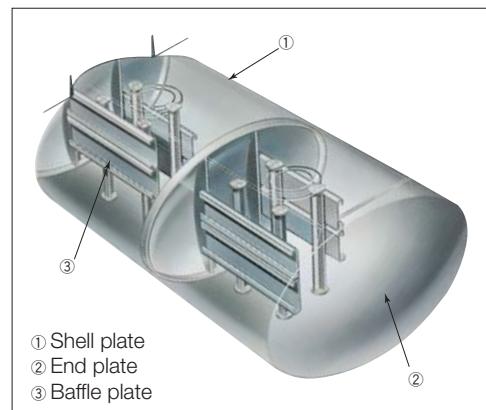
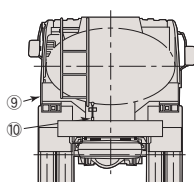
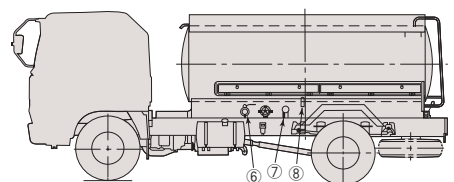


▲Walk way

Structure



- ① Bottom valve control
- ② Stick gauge
- ③ Safety valve
- ④ Filling port
- ⑤ Manhole
- ⑥ Inlet & outlet hose joint
- ⑦ Earth
- ⑧ Fire extinguisher
- ⑨ Hose
- ⑩ Emergency valve control



- ① Shell plate
- ② End plate
- ③ Baffle plate

Specifications(for light oil)

Model	LP20	LP40	LP60	LP80	LP100	LP120	LP140	LP160
Tank capacity	2,000L	4,000L	6,000L	8,000L	10,000L	12,000L	14,000L	16,000L
Pump type	Vane			Gear				
Pump capacity	300L/min at 500rpm			600L/min at 600rpm				
Piping diameter	50mm		63mm		76mm			
Hose	Diameter 50mm×2,000mm×2pcs.		Diameter 63mm×3,000mm×2pcs.		Diameter 76mm×3,000mm×2pcs.			
Manhole	Diameter 400mm (Filling port diameter 235mm)							
GVW(kg)	5,000~6,000	8,500~9,000	13,500~15,000	14,500~16,000	20,000~26,000	24,000~26,000	26,000~29,000	
Recommendable wheelbase	2,500mm	3,200mm	3,700mm	4,300mm	4,500mm	5,300mm		

The above mentioned figures are approximate.

* Optional equipment are included in these photographs.
 * Specifications and dimensions are subject to change without notice.

ShinMaywa Industries, Ltd.

International Sales Dept.
 Special Purpose Truck Div.

3-2-43, Shitte, Tsurumi-ku, Yokohama, 230-0003, Japan

Telephone : +81-45-575-5163

Facsimile : +81-45-575-9837

e-mail : overseas@shinmaywa.co.jp

<http://www.shinmaywa.co.jp>