

TAIL LIFTS FOR CARGO AND BOX VAN TRUCKS

TAIL GATE LIFTER

MULTI GATE

MULTI GATE and MULTI GATE II are the most suitable solution for loading quickly, safely, more efficiently, and more economically. Hydraulic system facilitates lifting and lowering various types of heavy cargo.

MULTI GATE series can be also installed to van bodies with other types of rear doors.



▲RAM10



▲RAM10

Movement of platform

Manual tilt




Inclination can be manually adjusted when platform is lifted to body deck height.

Automatic tilt



Tip of platform automatically tilts down to the ground for smooth loading and unloading.

Power tilt



Power tilt can be moved hydraulically by remote control, and fill the gap between body deck and dock. That makes loading/unloading more efficiency and speedy.

Standard equipment



Main switch inside the cabin



Main remote control (Cable length: 3 m)



Retractable wheel stopper



Aluminum platform



Steel platform (electrodeposition paint applied)



Key-typed main switch (equipped at main remote control box)

Option

Specification

Model	MULTI GATE			MULTI GATE II		
	RAM10			RAX10	RAX15	
Approx. GVW	4,000 kg or more					8,000 kg or more
Max. lifting capacity	1,000 kg					1,500 kg
Body deck height	850—1,550 mm			950—1,550 mm		1,050—1,550 mm
Operation — lift/lower	Hydraulic (remote control, wire length: 3 m)					
Operation — open/close	Manual (aid spring equipped), or hydraulic (remote control)			Hydraulic (remote control)		
Platform length	1,280 mm	1,470 mm	1,555 mm	1,280 mm	1,555 mm	
Wheel stopper distance	aluminum	1,070 mm	1,260 mm	1,340 mm	1,340 mm	
	steel	1,040 mm	1,180 mm	1,250 mm	1,250 mm	
Load weight and position chart						

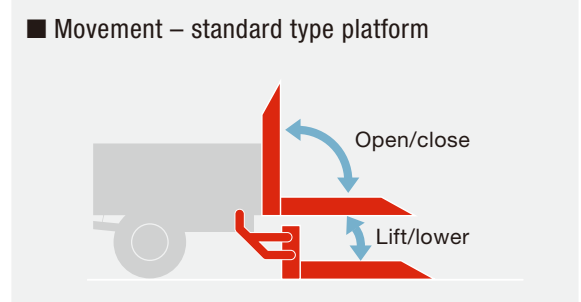
*Kit supply available – truck body details required upon inquiry.

POWER GATE ARM TYPE TAIL GATE LIFTER

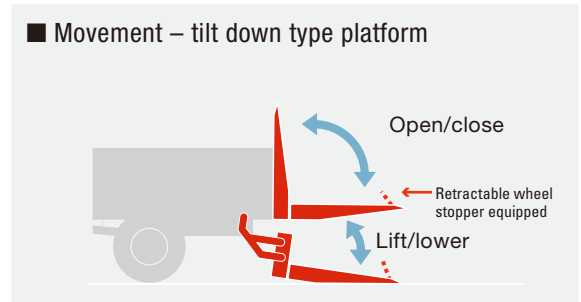
Tough and Simple POWER GATE series are best suited for any types of heavy cargos. The series require only short length of truck's rear overhang, so they can be installed on wide range of trucks.



▲RA06



▲RA06



Standard equipment




Main switch inside the cabin



Main remote control (Cable length: 3 m)



Manually opened/closed platform (support spring equipped)



Tapered tip platform (length: 130 mm)

Specification

Model	RA04	RA06	RA08	RA10	
Platform type	Standard			Tilt down	
Approx. GVW	up tp 6,500 kg	3,000 – 10,000 kg	4,000 – 10,000 kg		
Max. lifting capacity	400 kg	600 kg	800 kg	1,000 kg	
Body deck height	680 – 1,050 mm	730 – 1,210 mm		800 – 1,250 mm*1	
Operation – lift/lower	Hydraulic (remote control, wire length: 3 m)				
Operation – open/close	Manual (aid spring equipped)				
STD Platform size	Length	800 mm		1,000 mm	
	Taper length	130 mm			–
Load weight and position chart					

*1: Installation not applicable on trucks without body subframe.
* Kit supply available – truck body details required upon inquiry.

* Optional equipment are included in these photographs.
* Specifications and dimensions are subject to change without notice.

ShinMaywa Industries, Ltd.

International Sales Dept.
Special Purpose Truck Div.

3-2-43, Shitte, Tsurumi-ku, Yokohama, 230-0003, Japan
Telephone : +81-45-575-5163
Facsimile : +81-45-575-9837
e-mail : overseas@shinmaywa.co.jp

<http://www.shinmaywa.co.jp>